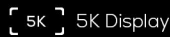


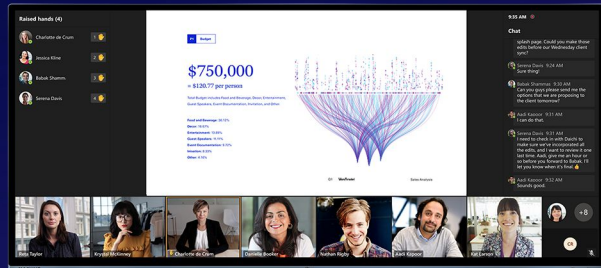
MAXHUB ULTRA-WIDE SERIES

The 21:9 aspect ratio display has been specially crafted to enhance and enrich meeting collaborations. It connects users to a more seamless and richer visual experience.





MEETING WITHIN THE MEETING

Empowered by the Signature Microsoft Teams Rooms, the MAXHUB UW Series brings us a more immersive hybrid meeting experience.



IDEAL PLATFORM TO PERFORM

This next-generation display is enhanced to be compatible with all the leading industry collaboration software. Invigorate every interchange with smoother, more engaging meetings.



EXPANSIVE VISION

The ultra-wide, unique aspect ratio of 21:9 has 33% more visual canvas than comparable models. This futuristic, ultra-wide display has been engineered to illuminate every visual experience as seamless and striking as possible. Designed especially for larger spaces, hybrid meetings, commercial displays, educational experiences, or control centers, everything is always in view and crystal clear.



*Only available for screensharing.

PROFESSIONAL 5K DISPLAY

Keep an eye on all the details with a striking 5K-resolution display. Carefully engineered to optimize each pixel, 5K clarity illuminates the softest hue and the most delicate detail.



- 5K: Carefully engineered to optimize each pixel, 5K clarity illuminates the softest hue and the most delicate detail.
- Panoramic wide viewing angle: Lights up every corner of the room. No blind spots, just pure visibility.
- Professional, commercial-grade anti-dust anti-reflective coating: Inured long-lasting durability.



TYPE-C VERSATILITY

Interchange ideas, power up productivity and share more content with the multi-functional Type-C port.

DESIGNED FOR DIVERSE FUNCTIONALITY

The panoramic viewing angle, large size, and 5K definition blend together to create a display that seamlessly matches the demands of hybrid working, commercial display, command & control, and a host of other professional situations.



SIGNATURE MICROSOFT TEAMS ROOMS



HYBRID WORKING



COMMERCIAL DISPLAY




COMMAND AND CONTROL



COMPLETE REMOTE DEVICE CONTROL

Easy-to-use functionality compatible with major control and automation tools offered by companies such as Crestron, Q-SYS and Extron.



SET-UP FOR BYOD

Experience seamless collaborative meetings with effortless plug-and-play setup, automatic device activation, and powerful dual 16W + 15W speakers for impactful content sharing.



MAXHUB DEVICE MANAGEMENT

MAXHUB Pivot equips a streamlined remote control device management system. Smooth, fuss-free interactions every time.



WIRELESS SHARING

Elevate collaboration with instant device-to-screen sharing using the MAXHUB Share App, allowing up to nine devices to share screens simultaneously and enhance productivity.

SPECIFICATION

MAXHUB Commercial Display - UW Series

Display	Connectivity	Package Weight (Gross)	119.5kg	Certification
Screen Size (class)	Input	VESA Mount (mm)	1000 x 400	Safety
105	HDMI 2.0 x3 (Max: 3840 x2160@60Hz)	Handle	Yes	IEC 62368-1
Diagonal	HDMI 2.1 x1 (Max: 5120 x2160@60Hz)	Sensor		EMC
105" / 266.7cm	USB Type-C x1(PD100W)	Motion Sensor	Yes	Class B
Panel Type	USB Type-A 3.0 x4	Light Sensor	Yes	ErP
VA	USB Type-A 2.0 x1	Environmental Conditions		Energy Star
Haze	RJ45 in x1	Operation Temperature	0°C ~ 40°C	Yes
25% (Anti-Glare)	Display Port x1 (Max: 5120 x2160@60Hz)	Operation Humidity	10% ~ 90%RH	Screen Share
Aspect Ratio	Output	Storage Temperature	-20°C ~ 60°C	MAXHUB Share
21:9	HDMI out 2.0 x1	Storage Humidity	10% ~ 90%RH	Accessory
Native Resolution	SPDIF x1 (Optical)	Power		Included in the package
5120*2160	Audio out x1 (3.5mm/mini Jack)	Power Supply	100-240V~50/60Hz	Power Cord, Wi-Fi Module x1,
Refresh Rate	RJ45 out	Power Consumption (Typical)	550W	HDMI Cable (2m)(6.56feet) x1 ,
60Hz	External Control	Power Consumption (Max)	665W	Remote Control x1, Wall Mount x1,
Brightness (Typ.)	RS232 x1 / IR Receiver	Sound		USB-C Cable (1.8m)(6feet) x1
400 nits	Wi-Fi	Speaker Power Output	2 x 16W + 15W	
Backlight Type	Removable Wi-Fi Module			
Direct Lit	Wi-Fi 6 Support			
Contrast Ratio	2.4G&5G			
4000:1	802.11ac/b/g/n/a/ax			
Viewing Angle (H x V)	OPS Slot			
178°(H / V)	Yes			
Response Time	Mechanical Specification			
6.5ms	Product Dimension (W x H x D)			
Life Time (Min.)	2511 x 1124 x 97mm			
≥50,000 hours	100.55 x 44.25 x 3.82 inch			
Operation Hours (Hours / Day)	Package Dimension (W x H x D)			
16/7	2668 x 1305 x 280mm			
Orientation	105.04 x 51.34 x 11.02 inch			
Landscape	Product Weight (Net)			
	89.4kg			
Internal Player				
Processor				
A76*4+A55*4				
Graphic				
Mali-G610 MP4				
Memory				
8G				
Storage				
64G				
Operating System				
Android 13.0				
UI Resolution				
5K				